

## Investment Focus

ALPHA TRUST-ANDROMEDA Investment Trust S.A. is the only closed-end fund listed on the Athens Stock Exchange. Seeks to invest in fundamentally sound assets in the domestic equity and fixed income markets with a medium to long term horizon. The portfolio is managed by ALPHA TRUST.

## Company Overview

INCEPTION DATE	25/7/2000
LISTING DATE (IPO)	19/12/2001
DOMICILE	Greece
BASE CURRENCY	EUR

## Share Facts

NAV PER SHARE	€ 8.49
SHARE PRICE	€ 6.94
NAV	€ 30.02 mn.
MARKET CAP	€ 24.53 mn.
NUMBER OF SHARES	3,534,269

## Premium/Discount

Min 2023	-19.70%
Max 2023	-9.57%
Average 2023	-14.70%
30/06/2023	-18.29%

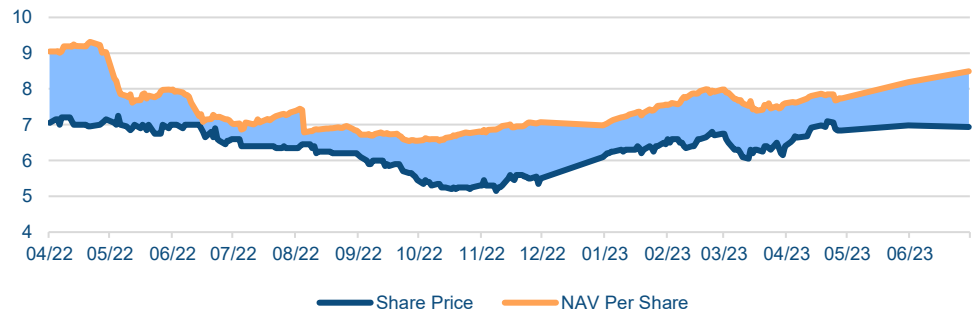
## Share Codes

ISIN	GRS433003019
OASIS (ASE)	ANDRO
BLOOMBERG	ANDRO GA
REUTERS RIC	ANDRr.AT

## Participation in Indices

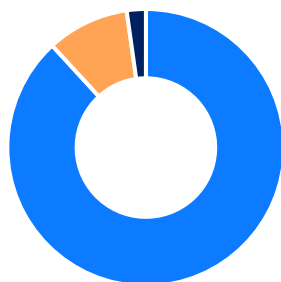
FTSE/ATHEX High Dividend Yield Index  
ATHEX ESG Index  
ATHEX Select Index

## Share Price & NAV Per Share Chart



Performance update <sup>Note 1</sup>	SCI <sup>Note 6</sup> (05/08/2022)
NAV Per Share	31.55%
Share Price	13.49%
ATHEX Composite Total Return Index	54.62%

Performance update <sup>Note 1</sup>	Monthly	YTD	2022	2021	2020	2019	2018
NAV Per Share	3.76%	24.74%	-12.55%	24.75%	7.88%	24.35%	-2.45%
Share Price	-0.57%	13.77%	-21.29%	33.62%	-3.45%	20.18%	12.12%
ATHEX Composite Total Return Index	6.19%	40.34%	4.08%	12.69%	-9.03%	53.64%	-21.97%



- Equity 88.18%
- Fixed Income 9.60%
- Buy - Back 2.23%

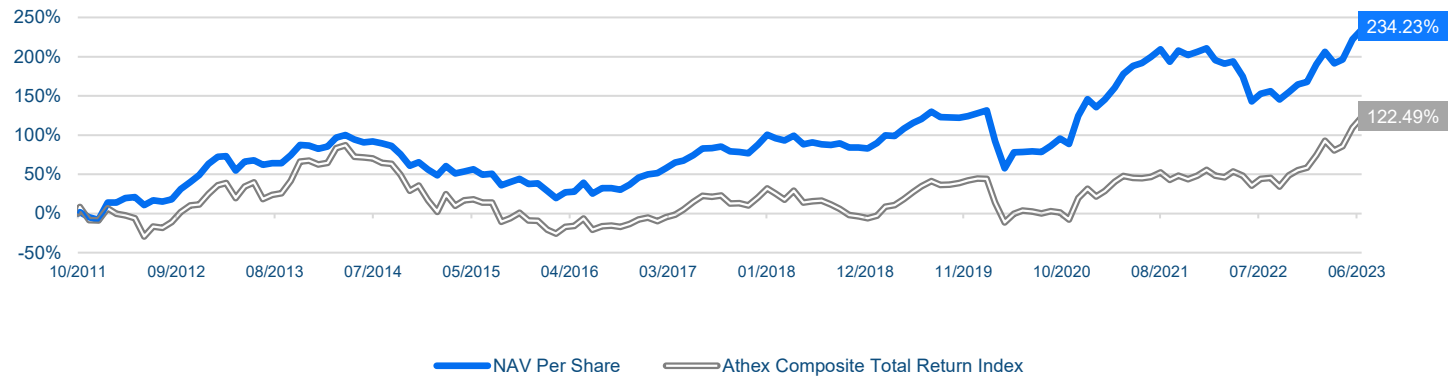
## Equity Sector Allocation <sup>Note 2</sup>

Consumer, Cyclical	17.89%
Industrial	17.71%
Technology	12.29%
Consumer, Non-cyclical	10.01%
Financial	7.56%
Basic Materials	7.06%
Communications	5.49%
Real Estate	5.02%
Energy	2.94%
Utilities	2.19%

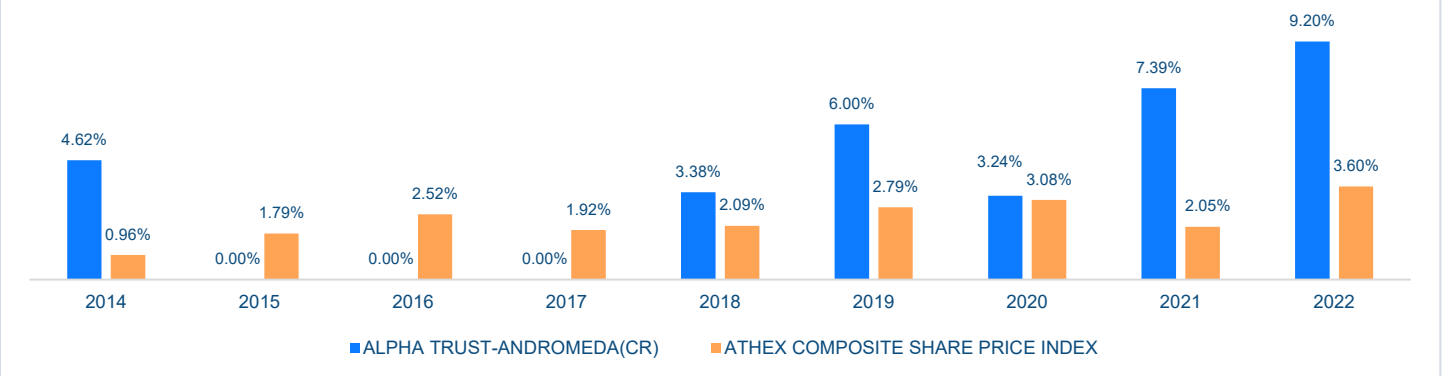
## Top 10 Equity Holdings <sup>Note 2</sup>

Company	% of Total
QUEST HOLDINGS	5.95%
TITAN CEMENT INTERNATIONAL	5.70%
HELLENIC TELECOMMUNICATION ORGANIZATION	5.49%
VIOHALCO SA/NV	4.51%
PETROS PETROPOULOS	4.07%
THRACE PLASTICS CO	3.38%
PIRAEUS FINANCIAL HOLDINGS	3.14%
FLEXOPACK	3.14%
MOTOR OIL HELLAS	2.94%
CENERGY HOLDINGS	2.89%
<b>Total</b>	<b>41.21%</b>

## Comparative performance since change of investment strategy to purely Greek (24/10/11) Note 3



## Dividend yield Comparison Note 4



## Risk Return Data Note 5

### VOLATILITY

ALPHA TRUST-ANDROMEDA	14.34%	BETA	0.61
ATHEX COMPOSITE SHARE PRICE INDEX	17.51%	R SQUARE	55.74%
SHARPE RATIO	1.34	CORRELATION	0.75
SORTINO RATIO	1.162		

Performance History <small>Note 1</small>	Since Inception	1 Year	3 Years	5 Years	10 Years
NAV Per Share	157.71%	37.48%	86.30%	75.25%	106.07%
Athex Composite Total Return Index	-35.92%	64.14%	117.34%	92.57%	88.02%
Athex Composite Share Price Index	-67.94%	57.77%	100.13%	68.78%	50.86%

**Source:** ALPHA TRUST, Athens Stock Exchange, Bloomberg

**Notes:** 1. Performance is dividend adjusted, excluding Own Shares, 2. Average weighted, 3. 24/10/2011: Decision of Extraordinary General Shareholders Meeting for Share capital decrease via capital return to shareholders & Against dissolution and liquidation of the Company, 4. Adjusted for the 1/100 Reverse Split on 03/09/2012 and the split (4:1) on 27/10/2021, 5. Risk-Returns performance measures for the last year of observations, 6. Share Capital Increase

This report contains data regarding past transactions and services and does not constitute binding or secure predictions with regards to future results of those transactions and services. This report is intended for information purposes only. Part of the information and data of this report have been collected from reliable sources, nevertheless there is no guarantee for their accuracy or their validity. Any data and estimations contained herein do not constitute under any circumstances analysis, instigation (or the opposite) or investment advice for specific transactions. The companies ALPHA TRUST and ALPHA TRUST-ANDROMEDA Investment Trust S.A. bear no liability for any investment that may take place based on estimates published in this report, since money markets and capital markets are subject to unforeseeable fluctuation and the return on the investments may be either losses or profits and consequently under no circumstances can it be guaranteed. ALPHA TRUST is the portfolio manager of ALPHA TRUST-ANDROMEDA Investment Trust S.A. and owns directly 0.99% ALPHA TRUST-ANDROMEDA Investment Trust S.A. shares, while is entitled to exercise voting rights corresponding to 26.12% in total, of the total number of voting rights attached to ALPHA TRUST-ANDROMEDA Investment Trust S.A. shares (data as at 30/06/2023).